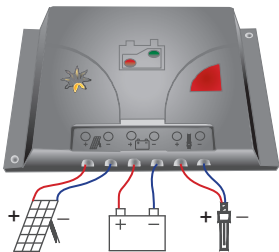
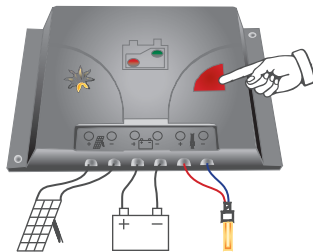


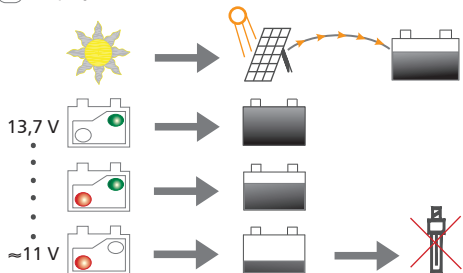
1 Connection



2 Switch load on/off



3 Display



4 Technical data

	PR 0303	PR 0505
	12V / max. 3A	12V / max. 5A
	12V / max. 3A	12V / max. 5A
	min. -25°C max. +50°C	min. -25°C max. +50°C